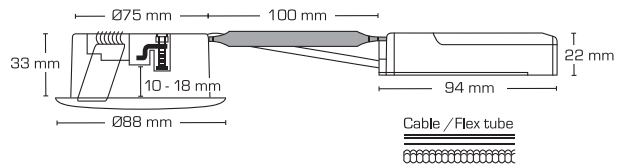
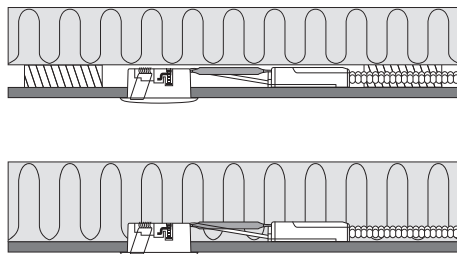








## Monteringsvejledning / Installation instructions



220-240 VAC	Ø75	H 33 mm	6,2W	42°	36°	50.000h L90 B10	GU5,3						CE
-------------	-----	---------	------	-----	-----	-----------------	-------	--	--	--	--	--	----