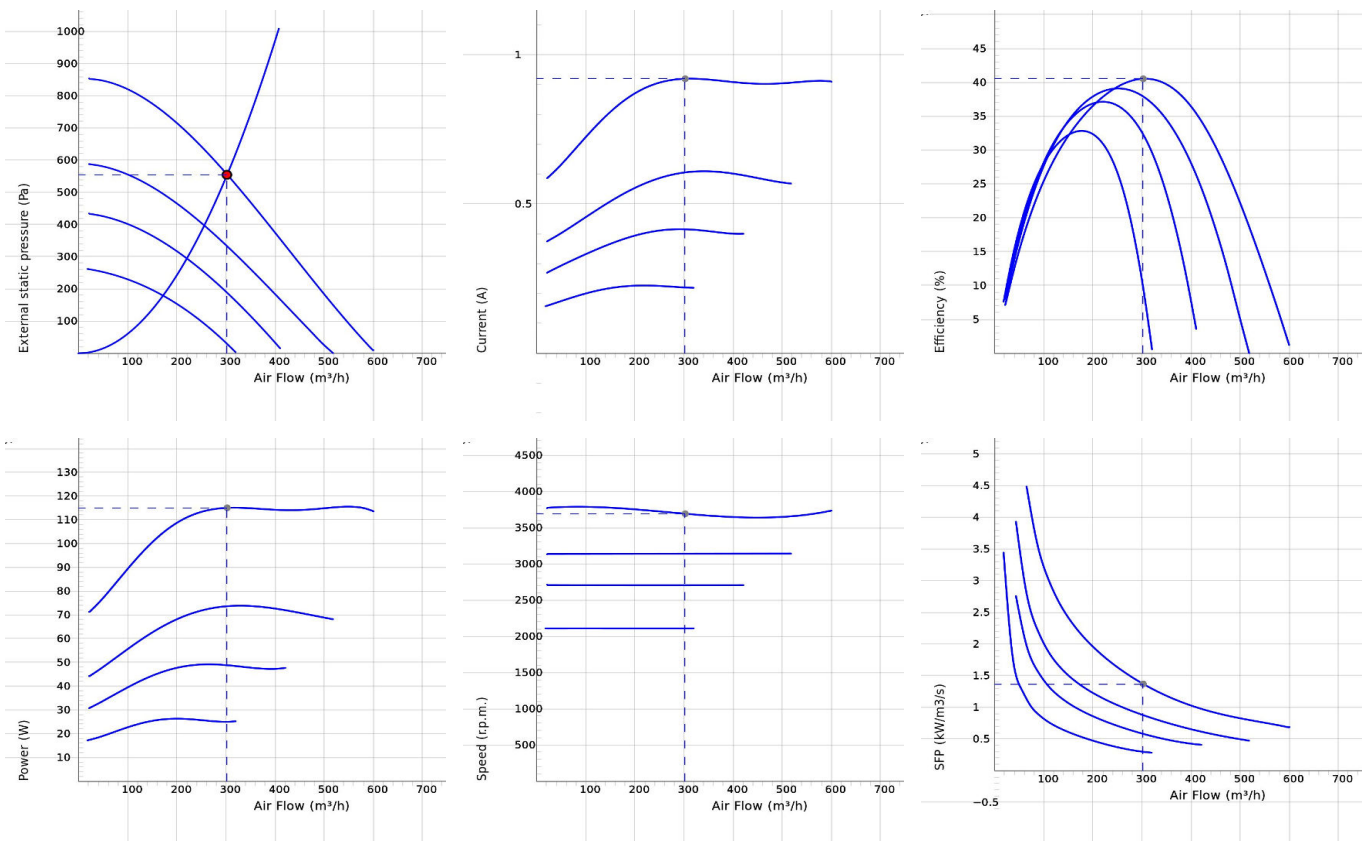


IRB 125 B1 EC



- Insulated duct fan with circular connections.
- Equipped with 50 mm of thermal and acoustic insulation makes it ideal for handling cold air.
- Designed for high pressure and long duct runs.
- The design prioritise functionality, durability and longevity.
- Impeller with backward curved blades.
- The external rotor motor has maintenance-free sealed ball-bearings and is very energy efficient.
- Integrated motor protection.
- Junction box has enclosure class IP 54.
- Speed controlling can be done with the built-in potentiometer, 0-10 V alt. external control.
- The housing is manufactured from galvanized sheet steel.
- Duct connections are equipped with rubber seals.
- The fan is intended to be installed in a duct system.
- A duct connected fan can be installed outside or in damp environments.

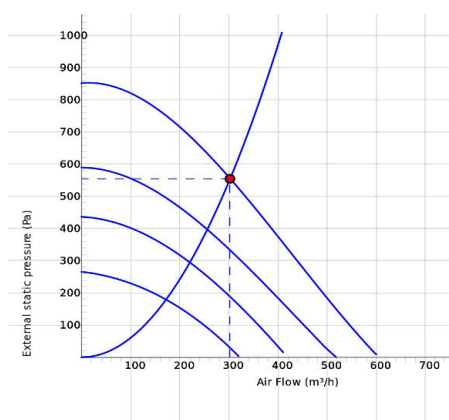
DIAGRAMS



Work Point

Air Flow (m³/h)	External static pressure (Pa)	Power (W)	Speed (r.p.m.)	Current (A)	Efficiency (%)	SFP (kW/m³/s)	Voltage (V)
302	555	115	3693	0.92	40.5	1.37	10

SOUND DATA



	Tot	63	125	250	500	1k	2k	4k	8k
Inlet Lw dB(A)	61	50	58	55	53	48	48	44	36
Outlet Lw dB(A)	81	66	67	71	77	74	74	69	63
Surrounding Lw dB(A)	53	41	44	47	49	44	38	33	30
Surrounding Lp dB (A) 20m ² Sabine, hemispherical 3m	46								

Work Point

Air Flow (m³/h) 302	External static pressure (Pa) 555	Power (W) 115	Speed (r.p.m.) 3693	Current (A) 0.92	Efficiency (%) 40.5	SFP (kW/m³/s) 1.37	Voltage (V) 10
------------------------	--------------------------------------	------------------	------------------------	---------------------	------------------------	-----------------------	-------------------

TECHNICAL DATA

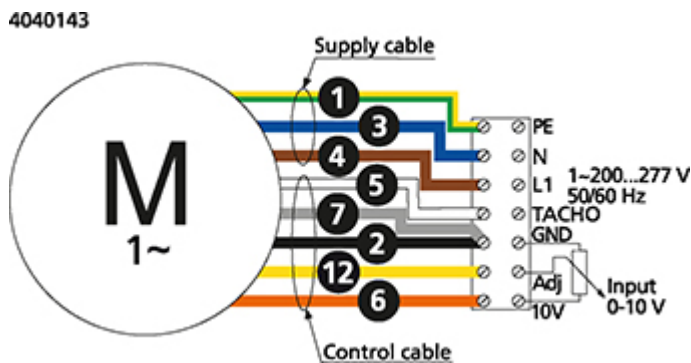
IRB 125 B1 EC 7890008

Parameter	Value	Unit
Voltage	230	V
Phase	1	~
Frequency	50/60	Hz
Power	112	W
Current	0.87	A
Speed	3560	r.p.m.
Max. temperature of transported air	50	°C
Sound pressure level at 3 m	44	dB(A)
Weight	11.8	kg
Enclosure class	54	IP
Insulation class, motor	F	
Duct connection	125	mm
Max. flow	550.80154224432	m ³ /h
Max. pressure	790	Pa
Voltage range	200-240	V

ECODESIGN

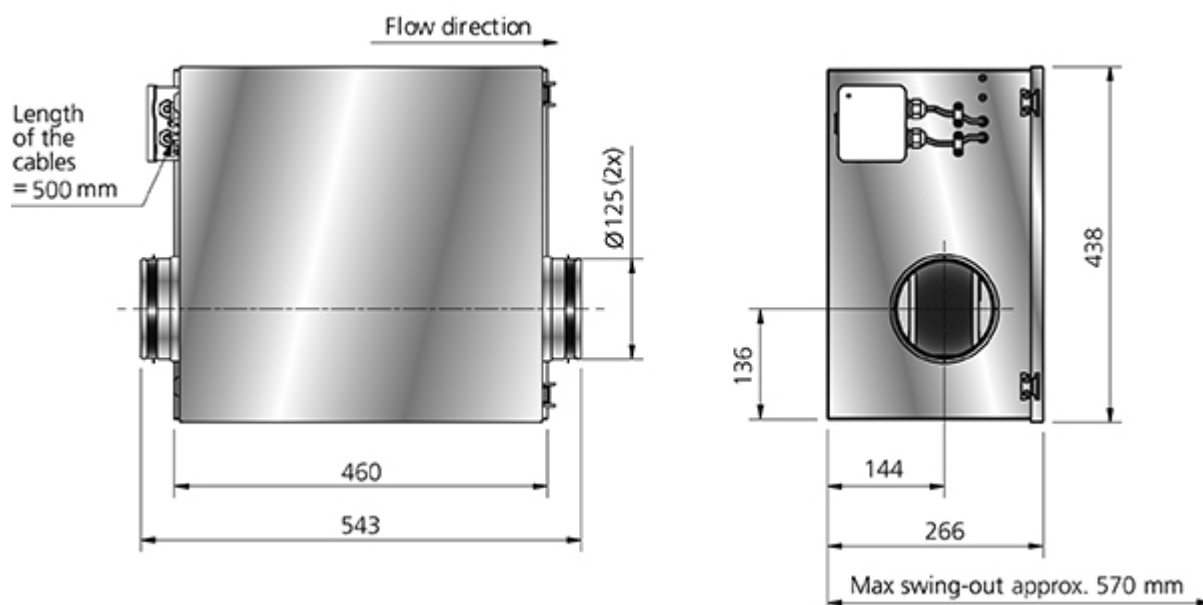
Parameter	Value	Unit
(a) Manufacturer	Östberg	-
(b) Model code	IRB 125 B1 EC	-
(c) Declared type	NRVU / UVU	-
(d) Type of drive	Variable speed drive	-
(e) Type of HRS	N/A	-
(f) Thermal efficiency	N/A	%
(g) Nominal flow rate	0.078	m ³ /s
(h) Effective power input	0.107	kW
(i) SFP int	N/A	W/(m ³ /s)
(j) Face velocity	6.4	m/s
(k) Nominal external pressure	504	Pa
(l) Internal pressure drop	N/A	Pa
(n) Static efficiency	42.1	%
(o) External (and internal) leakage rate	0.53	%
(p) Filter classification	N/A	%
(q) Visual filter warning	N/A	-
(r) Sound power level	54	dB LwA
(s) Disassembly instructions	www.ostberg.com	-

WIRING DIAGRAM



- (M) = Fan Motor
- (M1) = Fan Motor
- (M2) = Fan Motor
- (M3) = Rotor Motor
- 1 = Yellow/Green
- 2 = Black
- 3 = Blue
- 4 = Brown
- 5 = White
- 6 = Orange
- 7 = Grey
- 8 = Red
- 9 = Green
- 10 = Violet
- 11 = Quick switch
- 12 = Yellow

DIMENSIONS



ACCESSORIES

Mechanical accessories



Mounting bracket Kit
Universal



Mounting clamp MK
125



Safety grille BSV 125



Back draught shutter
RSK 125



Louvre YG 125



Louvre shutter VK
125



Filterbox FLK 125



Filterbox FLF 125



Silencer LDC 125

Electrical accessories



Controller IQ-Reg EC



Speed controller MS
EC



Pressure regulator
CALAIR-PR-230V



Pressure regulator
FKP-R