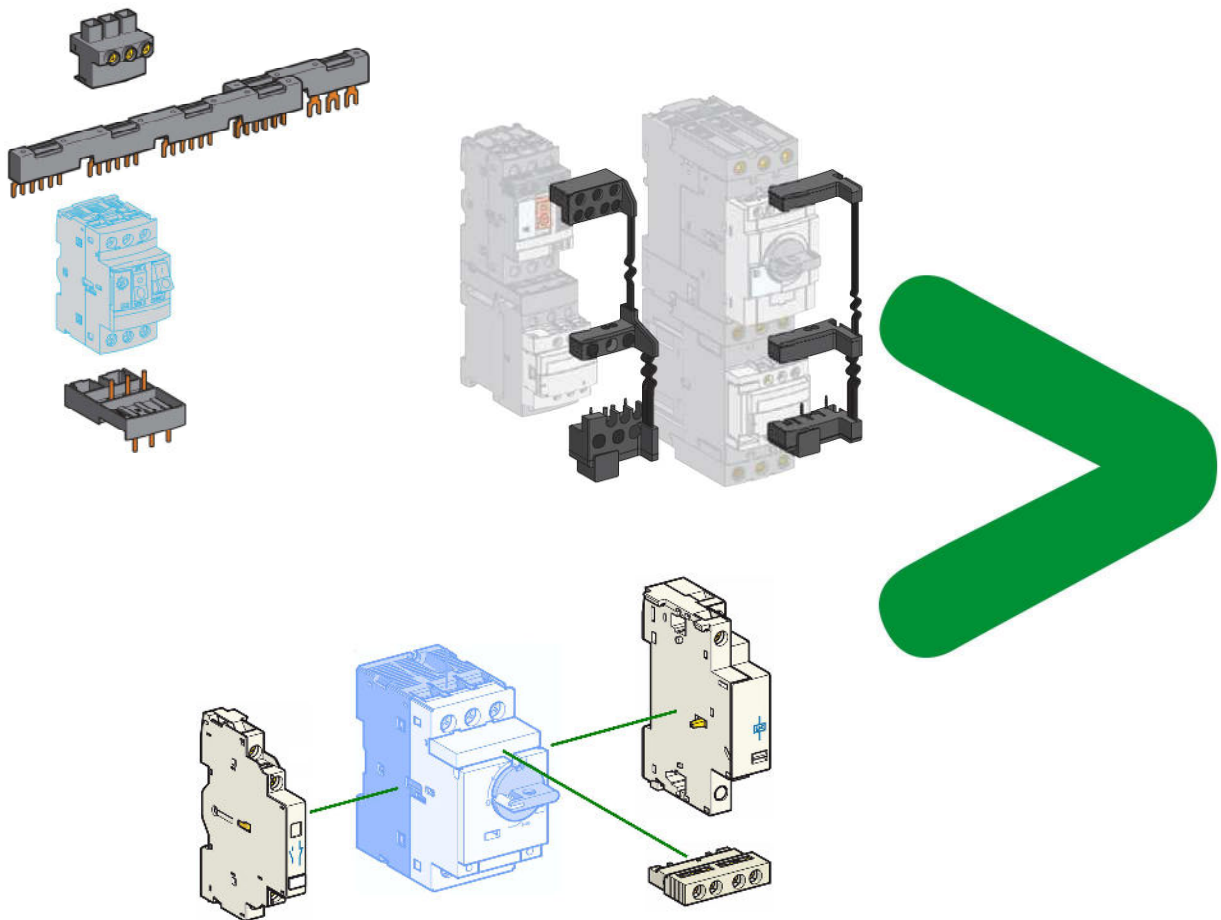


# PEP information for auxiliaries and accessories

## GV2 & GV3 motor circuit breakers



# Environmental impacts for auxiliaries and accessories

Schneider-Electric publishes the product environmental impacts of the main function of the offer in the PEP document. It is the Product Environmental Profile of this main function product. The “PEP information for auxiliaries and accessories” document completes the product environmental information included in the PEP with impact information for auxiliaries and accessories.

These auxiliaries and accessories environmental impacts are presented as average percentages of the impact of the main function disclosed in the PEP.

## Main function product overview

This “PEP information for auxiliaries and accessories” document completes the impact information for GV2 and GV3 motor circuit breakers which is the main function of the range.

According to your main function product, environmental impacts can be included:

- In the PEP “TeSys GV2 motor circuit breakers”. Reference is ENVPEP121004EN\_V1.
- In the PEP “TeSys GV3ME80 motor circuit breakers”. Reference is ENVPEP111102EN\_V0.

## Auxiliaries and accessories overview

The auxiliary range includes:

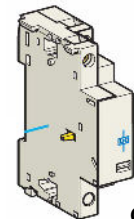
- The front mounted instantaneous auxiliary contact block provides auxiliary contacts on the front face of GV2 and GV3 motor circuit breakers. This range consists of auxiliary contact blocks for connection by screw clamp. Three references are included in the range depending on the type of contacts needed (NO/NC): GVAE1, GVAE11 and GVAE20.



**GVAN11**

- The side mounted instantaneous auxiliary contact block provides auxiliary contacts on the side of GV2 and GV3 motor circuit breakers. This range consists of auxiliary contact blocks and fault signalling contacts + auxiliary contact blocks for connection by screw clamp.

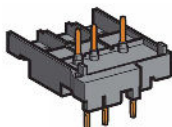
- The voltage trip auxiliary on GV2 and GV3 motor circuit breakers trips the circuit-breaker when the control voltage drops below the tripping threshold.



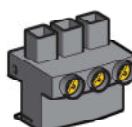
**GVAU225**

The connection accessory range includes:

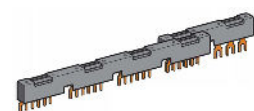
- Terminal blocks for supply to one or more GV2G Busbar sets
- Combination blocks between GV2 motor circuit breakers and contactors
- Sets of 3-pole 63A Busbar with 2, 3, 4 or 5 tap-offs.



**GV2AF3**



**GV1G09**



**GV2G454**

The connection module ensures the compatibility of circuit breaker and contactor assemblies with screw-clamp terminals to the RJ45 connection system.

The connection module range includes:

- For reversing and non-reversing control of GV2 medium motors up to 15kW
- For reversing and non-reversing control of GV3 high motors up to 30kW
- Circuit breaker and contactor assemblies may include connection accessories and auxiliary contact blocks. For GV2 circuit breaker / contactor assembly, GV2AF3 combination block is required. For GV2 & GV3, GVAE20 auxiliary contact block must be assembled.



LAD5C11

The representative products used for the LCA are GVAE11, GVAN11 and GVAU225 for the auxiliaries, GV1G09, GV2AF3 and GV2G454 for the accessories and LAD5C11 for the connection module. The environmental analysis was performed in conformity with ISO 14040.

## Environmental impacts

The impacts of auxiliaries and accessories of the GV2 and GV3 motor circuit breakers range are in the table hereunder. The auxiliaries and accessories types are grouped in categories with the same average percentage. The impact indicators percentages are common for :

- the RMD indicator (Raw Material Depletion) ,
- the 10 other indicators of the PEP.

To evaluate the impacts of one auxiliary or accessory, you should apply these percentages to the impact of the main function which is disclosed in the PEP.

These impacts have to be added to the impacts of the main function depending on the number of auxiliaries and accessories used.

Main Function Product:	GV2				
	Accessories		Auxiliaries		
	Without contact	With contact	Front mounting auxiliaries	Side mounting auxiliaries	Voltage trips
<b>RMD</b>	1%	1%	15%	50%	70%
<b>Other indicators</b>	20%	45%	5%	30%	50%

Main Function Product:	GV2		
	Connection module (1 unit)		
	GV2 only	GV2 including GVAE20 + GV2AF3	GV2 including GVAE20 + GV2AF3 + contactor
<b>RMD</b>	0.4%	0.4%	0.4%
<b>Other indicators</b>	34%	22%	22%

<b>Main function Product:</b>	<b>GV3</b>	<b>GV3 (including GVAE20 + contactor)</b>
Category of auxiliary or accessory	<b>All auxiliaries</b>	<b>Connection module (1 unit)</b>
<b>RMD</b>	20%	0.1%
<b>Other indicators</b>	5%	4%

Life cycle assessment studies has been performed with the EIME software (Environmental Impact and Management Explorer), version 5.1, and with its database version 2013-02.

**Schneider Electric Industries SAS**

35, rue Joseph Monier  
CS 30323  
F- 92506 Rueil Malmaison Cedex  
RCS Nanterre 954 503 439  
Capital social 896 313 776 €

[www.schneider-electric.com](http://www.schneider-electric.com)

ENVPEP111252EN\_V0

Published by: Schneider Electric